

Charakterystyka

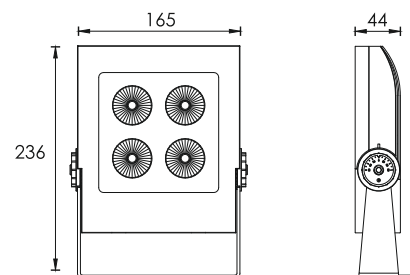
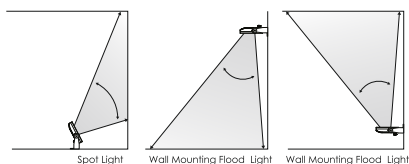
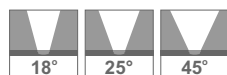
Obudowa: Odlew aluminiowy
 Szkło hartowane 4mm
 Kabel zasilający: 2x1.0mm² L=2m (24V)
 Kabel zasilający: 3x1.0mm² L=2m (230V)

Specification

Housing: coated aluminium
 Step tempered glass 4mm
 Power cable: 2x1.0mm² L=2m (24V)
 Power cable: 3x1.0mm² L=2m (230V)



Powder painting RAL9005	Liquid painting color RAL9006	Powder painting PANTONE 432u



Part no	LED	Colour	Optics	Voltage	Power	Lumen
SL-IG-VESTA4-WW	4x5W	3000K	18°,25°,40°	24V/230V	24W	1740lm
SL-IG-VESTA4-NW	4x5W	4000K	18°,25°,40°	24V/230V	24W	2260lm
SL-IG-VESTA4-CW	4x5W	6000K	18°,25°,40°	24V/230V	24W	2260lm

