

LIBRA DWN


ARCHITECTURAL DOWNLIGHT

Charakterystyka

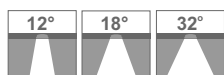
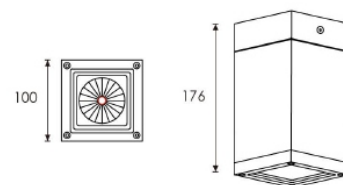
Obudowa: Odlew aluminiowy
Szkło hartowane 4mm
Kabel zasilający: 3x1.0mm² L=2m (230V)

Specification

Housing: coated aluminium
Step tempered glass 4mm
Power cable: 3x1.0mm² L=2m (230V)



Powder painting RAL9005	Liquid painting color RAL9006	Powder painting PANTONE 432u
		



Part no	LED	Colour	Optics	Voltage	Power	Lumen
SL-DW-LIBRADW-WW	1x18W	3000K	15°,30°,45°	230V	21W	1705lm
SL-DW-LIBRADW-NW	1x18W	4000K	15°,30°,45°	230V	21W	1750lm
SL-DW-LIBRADW-CW	1x18W	6000K	15°,30°,45°	230V	21W	1750lm

